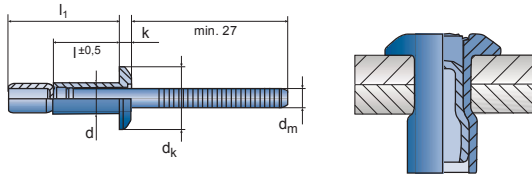


Structural Blind Rivet FERRO®-BOLT



FERRO®-BOLT



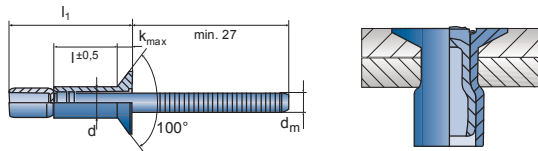
Steel / Steel
Dome Head -open-

d	$\frac{l}{l_1}$	$\frac{\downarrow}{\uparrow}$	dk	k	dm	Nr.	
4,8	10,0	1,6 – 6,8	10,1	2,1	2,9	10.797.048.100	500
	18,2						
	14,0	1,6 – 11,1				10.797.048.140	500
	24,4						

4,9 - 5,1 mm 5800 N 4100 N

d	$\frac{l}{l_1}$	$\frac{\downarrow}{\uparrow}$	dk	k	dm	Nr.	
6,4	14,0	2,0 – 9,5	13,3	2,9	3,9	10.797.064.140	250
	23,7						
	19,0	2,0 – 15,8				10.797.064.190	250
	32,9						

6,6 - 7,0 mm 10500 N 8000 N



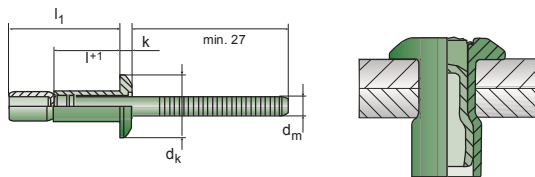

Steel / Steel
Countersunk Head -open-

d	$\frac{l}{l_1}$	$\frac{\downarrow}{\uparrow}$	dk	k	dm	Nr.	
6,4	16,5	3,2 – 12,1	10,0	2,4	3,9	10.797.640.165	250
	27,0						

6,6 - 7,0 mm 11000 N 9500 N



Structural Blind Rivet FERRO®-BOLT



Stainless Steel / Stainless Steel
Dome Head -open-

d	$\frac{l}{l_1}$	$\frac{\downarrow}{\uparrow}$	dk	k	dm	Nr.	
4,8	10,0	1,6 – 6,8	10,1	2,1	2,9	10.798.048.100	500
	18,2						
	14,0	1,6 – 11,1				10.798.048.140	500
	24,4						

4,9 - 5,1 mm 6000 N 4500 N

d	$\frac{l}{l_1}$	$\frac{\downarrow}{\uparrow}$	dk	k	dm	Nr.	
6,4	14,0	2,0 – 9,5	13,3	2,9	3,9	10.798.064.140	250
	23,7						
	19,0	2,0 – 15,8				10.798.064.190	250
	32,9						

6,6 - 7,0 mm 10500 N 8200 N

Aluminium types available on request.